

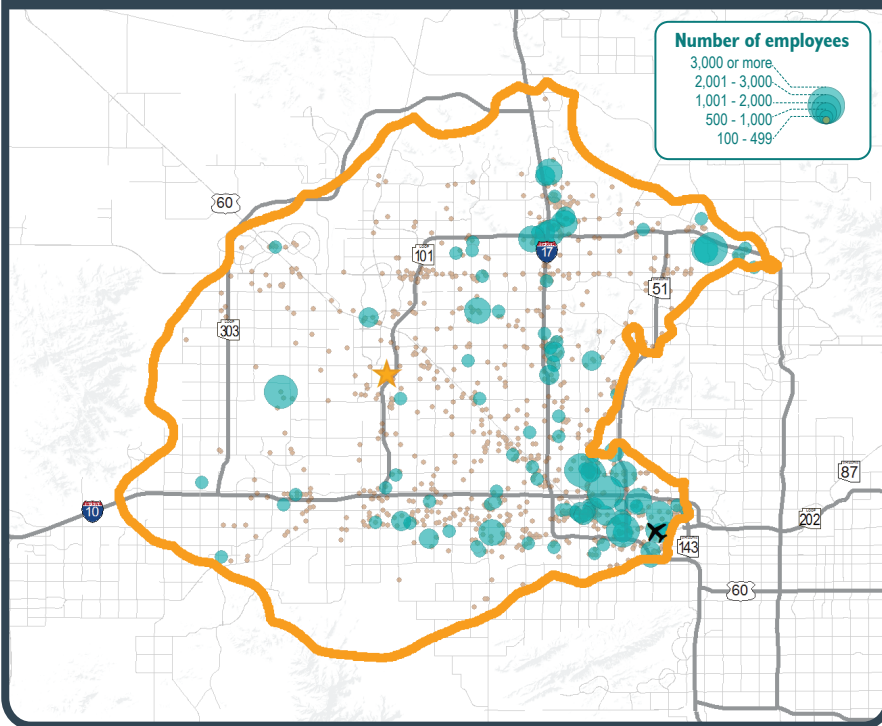
Commute Shed Analytics

30 Minute A.M. Inbound Travel Time to Northern Ave and Loop 101, Peoria



This report shows information for the area from which a worker can normally commute in 30 minutes or less to a location near Northern Ave and Loop 101, Peoria on a weekday morning. The boundary is referred to as a commute shed.

Employer Locations in the Commute Shed



Employers in the Commute Shed

The map to the left shows the locations of each employer with five or more employees within the commute shed. The size of the dot indicates the size of the employer based on its total number of employees.

23,410 Total Employers
725,550 Total Jobs
 For employers with five or more employees

| Top Private Employers | Jobs |
|--|--------|
| Banner Health | 15,990 |
| Honeywell | 6,900 |
| Walmart | 6,870 |
| American Express | 6,820 |
| Frys Food Stores | 6,100 |
| Amazoncom | 5,810 |
| Dignity Health | 5,780 |
| Bank Of America | 5,050 |
| Wells Fargo | 5,030 |
| Jpmorgan Chase Bank National Association | 4,950 |

Source: 2016 MAG Employer Database
 Does not include employers in the public or education sectors

Top 10 Industry Clusters

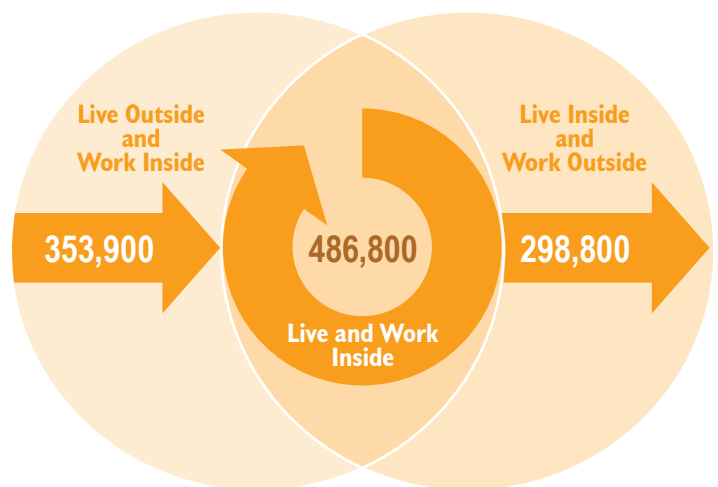
Industry Clusters group employers by their main industry. Listed below are the top ten industry clusters for businesses located within the commute shed. Ranking is based on total jobs for each cluster within the commute shed.

| Industry Cluster | Businesses | Jobs |
|--|------------|--------|
| Health Care | 2,670 | 89,760 |
| Retail | 2,980 | 82,020 |
| Business Svcs | 2,510 | 75,600 |
| Consumer Svcs | 4,450 | 75,120 |
| Government, Social, & Advocacy Svcs | 1,800 | 74,040 |
| Finance, Insurance, & Real Estate (FIRE) | 1,780 | 63,460 |
| Education | 1,110 | 59,580 |
| Construction | 2,140 | 56,870 |
| Transportation & Distribution | 1,530 | 55,600 |
| Hospitality, Tourism, & Recreation | 630 | 20,270 |

Source: 2016 MAG Employer Database

Worker Commute Flows

for workers living and/or working in the commute shed



Source: U.S. Census Bureau, Longitudinal-Employer Household Dynamics Program (LEHD) Origin-Destination Employment Statistics (LODES)

Major Occupations of Residents in the Commute Shed

for the civilian employed population (workers) 16 years and over

| Occupation Category | Workers | Pct | Occupation Category | Workers | Pct |
|--|---------|-----|---------------------------------------|---------|------|
| Arts, design, entertainment, sports, and media | 11,640 | 1.4 | Installation, maintenance, and repair | 32,750 | 3.9 |
| Building and grounds cleaning and maintenance | 47,210 | 5.6 | Management, business, and financial | 108,940 | 13.0 |
| Community, legal, and social service | 21,220 | 2.5 | Material moving | 24,170 | 2.9 |
| Computer, engineering, and science | 35,830 | 4.3 | Office and administrative support | 129,930 | 15.4 |
| Construction and extraction | 51,270 | 6.1 | Personal care and service | 34,140 | 4.1 |
| Education, training, and library | 38,660 | 4.6 | Production | 42,370 | 5.0 |
| Farming, fishing, and forestry | 2,640 | 0.3 | Protective service | 20,320 | 2.4 |
| Food preparation and serving related | 51,870 | 6.2 | Sales and related | 97,060 | 11.5 |
| Healthcare practitioners, technical, and support | 59,710 | 7.1 | Transportation | 31,400 | 3.7 |

Source: U.S. Census Bureau, 2011-2015 American Community Survey (ACS) 5-year Estimates

Population and Housing Demographics for the Commute Shed



| Year | Population |
|------|------------|
| 2015 | 1,977,000 |
| 2020 | 2,165,000 |
| 2030 | 2,463,000 |
| 2040 | 2,660,000 |
| 2050 | 2,791,000 |

Sources: Arizona Office of Economic Opportunity; Maricopa Association of Governments (MAG)

| Year | Jobs |
|------|-----------|
| 2015 | 867,000 |
| 2020 | 991,000 |
| 2030 | 1,127,000 |
| 2040 | 1,281,000 |
| 2050 | 1,430,000 |

Source: Maricopa Association of Governments

Median Home Sales Price



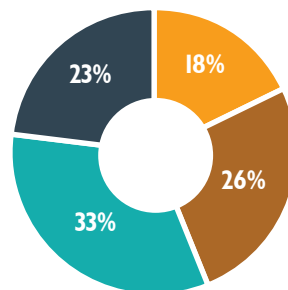
Jan 1, 2016 to Dec 31, 2016

\$195,000

Source: Information Market

Highest Level of Education

for the population age 25 years and older



- No High School Diploma
- High School Grad or Equivalent
- Some College or Associate Degree
- Bachelor Degree or Higher

Source: U.S. Census Bureau, 2015 American Community Survey (ACS) 5-year Estimates

Median Age of Residents



34 years

Source: 2015 ACS 5-year Estimates

Median Household Income



\$ 47,600

Source: 2015 ACS 5-year Estimates

Contact Information

Kirsten Hall
invest@peoriaaz.gov
623-773-5210

The data in these tables are rounded and percents may not add to 100 due to rounding. Commute shed boundaries are derived from the MAG travel demand forecasting models which incorporate the HERE speed database. Boundaries are created using three hour morning peak drive times (6AM to 9AM). Data can be found online here:
<http://mag.ms2cloud.com/tdms.ui/ttds/dashboard/index?loc=Mag>

U.S. Census Bureau, 2011-2015 American Community Survey (ACS) 5-Year Estimates: ACS data are based on a sample and are subject to sampling variability and nonsampling error. The degree of uncertainty for an estimate is represented through the use of a margin of error (MOE). The MOE and effect of nonsampling error is not represented in these tables. Documentation can be found on the ACS website (www.census.gov/acs). The MOE can be found on the American FactFinder website (<http://factfinder2.census.gov>).

2016 MAG Employer Database: Includes only employers with 5 or more employees.

Created by
Maricopa Association of Governments (MAG)
602-254-6300 or mag@azmag.gov